

# CERTIFICATE OF ANALYSIS

**PRODUCT NAME:** CBD Sports Cream  
**PRODUCT STRENGTH:** 1000mg / bottle  
**BATCH:** 22234-29  
**BEST BY DATE:** 8/ 30 & 31 /2024

### Physical Attributes

Test	Method	Specification	Results
Color	Internal	White to off white	PASS
Odor	Internal	Blend of Menthol, Camphor, Eucalyptus, Lavender, Rosemary, Wintergreen & Marjoram.	PASS
Appearance	Internal	Creamy smooth cream consistency with medium viscosity	PASS
Primary Package Eval.	Internal	Container clean and free of filth. Lid intact.	PASS
Secondary Package Eval.	Internal	Labeling Compliance Checked, Cartons sturdy and clean. Sufficient cushion material exists. Box taped and secure.	PASS

### Review of Third-Party Analysis

Panel	Method	Specification	Results*	Pass/Fail
<b>Potency - Total CBD</b>	HPLC-UV DAD	LOQ*: $\geq 1000\text{mg} / \text{bottle}$	<b>1249mg</b>	PASS
<b>Potency - D9-THC</b>	HPLC-UV DAD	LOQ: $<0.01\% \text{ THC (Broad Spectrum)}$	<b>Below LOQ</b>	PASS
<b>Expanded Pesticide Panel</b>	HPLC-QQQ	LOQ: Complies with CDPHE 6 CCR 1010-21 Industrial Hemp Extract	<b>Below LOQ</b>	PASS
<b>Microbial</b> Escherichia coli (STEC)	PCR	Complies with CDPHE 6 CCR 1010-21 - LOQ 1 **CFU/25	<b>Absent</b>	PASS
<b>Microbial</b> Salmonella	PCR	Complies with CDPHE 6 CCR 1010-21 - LOQ 1 CFU/25 gram	<b>Absent</b>	PASS
<b>Microbial</b> Yeast and Mold	Culture Plating	Complies with CDPHE 6 CCR 1010-21 - LOQ $10^2 \text{ CFU/gram}$	<b>Below LOQ</b>	PASS
<b>Microbial</b> Total Coliforms*	Culture Plating	Complies with CDPHE 6 CCR 1010-21 - LOQ $10^2 \text{ CFU/gram}$	<b>Below LOQ</b>	PASS
<b>Microbial</b> Total Aerobic Count*	Culture Plating	Complies with CDPHE 6 CCR 1010-21 - LOQ $10^3 \text{ CFU/gram}$	<b>Below LOQ</b>	PASS
<b>Heavy Metals</b>	ICP-MS	Arsenic (As): $\leq 1.5 \text{ ppm}\dagger$ Cadmium (Cd): $\leq 0.5 \text{ ppm}$ Lead (Pb): $\leq 0.5 \text{ ppm}$ Mercury (Hg): $\leq 1.5 \text{ ppm}$	<b>Below LOQ</b>	PASS
<b>Mycotoxins</b>	ICP-MS	Total Aflatoxins $<20 \text{ ppb}\dagger\dagger$ Aflatoxin B1 $< 5 \text{ ppb}$ Ochratoxin $< 5 \text{ ppb}$	<b>Below LOQ</b>	PASS
<b>Residual Solvents</b>	GC-HS-MSD	LOQ: Complies with CDPHE 6 CCR 1010-21 Industrial Hemp Extract	<b>Below LOQ</b>	PASS

\*Level of Quantification  
 \*\*Colony Forming Units per Gram  
 † Parts Per Million †† Part Per Billion

Values expressed in scientific notation.  
 Examples:  
 $10^2=100$   
 $10^3=1,000$

Quality Certified



Name

9/8/2022

Date

**SAMPLE NAME:** H5CI000 22234-29

Infused, Hemp

**SAMPLE DETAIL**
**Batch Number:** 22234-29

**Sample ID:** 220825T001

**Date Collected:** 08/25/2022

**Date Received:** 08/25/2022

**Batch Size:**
**Sample Size:** 1.0 units

**Unit Mass:**
**Serving Size:** 28.35 grams per Serving

 Scan QR code to verify  
 authenticity of results.

**CANNABINOID ANALYSIS - SUMMARY**
**Total THC:** **Not Detected**
**Total CBD:** **1.1029%**
**Sum of Cannabinoids:** **1.1193%**
**Total Cannabinoids:** **1.1193%**

Total THC/CBD is calculated using the following formulas to take into account the loss of a carboxyl group during the decarboxylation step:

$$\text{Total THC} = \Delta^8\text{-THC} + (\text{THC} \times 0.877)$$

$$\text{Total CBD} = \text{CBD} + (\text{CBD} \times 0.877)$$

$$\text{Sum of Cannabinoids} = \Delta^8\text{-THC} + \text{THC} + \text{CBD} + \text{CB} + \text{CBG} + \text{CBGa} + \text{THCV} + \text{THCVa} + \text{CBC} + \text{CBCa} + \text{CBDV} + \text{CBDVa} + \Delta^8\text{-THC} + \text{CBL} + \text{CBN}$$

$$\text{Total Cannabinoids} = (\Delta^8\text{-THC} + 0.877 \times \text{THC}) + (\text{CBD} + 0.877 \times \text{CBD}) + (\text{CBG} + 0.877 \times \text{CBGa}) + (\text{THCV} + 0.877 \times \text{THCVa}) + (\text{CBC} + 0.877 \times \text{CBCa}) + (\text{CBDV} + 0.877 \times \text{CBDVa}) + \Delta^8\text{-THC} + \text{CBL} + \text{CBN}$$

For quality assurance purposes. Not a Regulatory Hemp Lab Test Report. These results relate only to the sample included on this report. This report shall not be reproduced, except in full, without written approval of the laboratory.

Sample Certification: California Code of Regulations Title 4 Division 19, Department of Cannabis Control Business and Professions Code. Reference: Sections 26100, 26104 and 26110, Business and Professions Code.

Decision Rule: Statements of conformity (e.g. Pass/Fail) to specifications are made in this report without taking measurement uncertainty into account. Where statements of conformity are made in this report, the following decision rules are applied: PASS - Results within limits/specifications, FAIL - Results exceed limits/specifications.

References: Limit of detection (LOD), Limit of quantification (LOQ), not detected (ND), not tested (NT)



 LQC verified by: Anastasia Ruzick  
 Date: 08/26/2022

 Approved by: Josh Wurzer, President  
 Date: 08/26/2022



## Cannabinoid Analysis

CANNABINOID TEST RESULTS - 08/26/2022

Tested by high-performance liquid chromatography with diode-array detection (HPLC-DAD).

Method: QSP 1157 - Analysis of Cannabinoids by HPLC-DAD

### TOTAL THC: **Not Detected**

Total THC ( $\Delta^9$ -THC+0.877\*THCa)

### TOTAL CBD: **1.1029%**

Total CBD (CBD+0.877\*CBDA)

### TOTAL CANNABINOIDS: **1.1193%**

Total Cannabinoids (Total THC) + (Total CBD) + (Total CBG) + (Total THCV) + (Total CBC) + (Total CBDV) +  $\Delta^9$ -THC + CBL + CBN

### TOTAL CBG: **ND**

Total CBG (CBG+0.877\*CBGa)

### TOTAL THCV: **ND**

Total THCV (THCV+0.877\*THCVa)

### TOTAL CBC: **0.0068%**

Total CBC (CBC+0.877\*CBCa)

### TOTAL CBDV: **0.0048%**

Total CBDV (CBDV+0.877\*CBDVa)

COMPOUND	LOD/LOQ (mg/g)	MEASUREMENT UNCERTAINTY (mg/g)	RESULT (mg/g)	RESULT (%)
CBD	0.004 / 0.011	±0.4114	11.029	1.1029
CBC	0.003 / 0.010	±0.0022	0.068	0.0068
CBDV	0.002 / 0.012	±0.0020	0.048	0.0048
CBN	0.001 / 0.007	±0.0014	0.048	0.0048
$\Delta^9$ -THC	0.002 / 0.014	N/A	ND	ND
$\Delta^9$ -THC	0.01 / 0.02	N/A	ND	ND
THCa	0.001 / 0.005	N/A	ND	ND
THCV	0.002 / 0.012	N/A	ND	ND
THCVa	0.002 / 0.019	N/A	ND	ND
CBDA	0.001 / 0.026	N/A	ND	ND
CBDVa	0.001 / 0.018	N/A	ND	ND
CBG	0.002 / 0.006	N/A	ND	ND
CBGa	0.002 / 0.007	N/A	ND	ND
CBL	0.003 / 0.010	N/A	ND	ND
CBCa	0.001 / 0.015	N/A	ND	ND
<b>SUM OF CANNABINOIDS</b>			<b>11.193 mg/g</b>	<b>1.1193%</b>

Serving Size: 28.35 grams per Serving

$\Delta^9$ -THC per Serving	ND
Total THC per Serving	ND
CBD per Serving	312.672 mg/serving
Total CBD per Serving	312.672 mg/serving
Sum of Cannabinoids per Serving	317.322 mg/serving
Total Cannabinoids per Serving	317.322 mg/serving

## CBD Sports Cream 1000mg


Batch ID or Lot Number: <b>HSC1000-22234-29</b>	Test, Test ID and Methods: Various	Matrix: Finished Product	Page 1 of 5
Reported: <b>05Sep2022</b>	Started: 01Sep2022	Received: 01Sep2022	

### Microbial Contaminants - Colorado Compliance

Test ID: T000220299  
Methods: TM25 (qPCR) TM24, TM26, TM27 (Culture Plating): Microbial (Colorado Panel)

	Method	LOD	Quantitation Range	Result	Notes
STEC	TM25: PCR	10 <sup>0</sup> CFU/25g	NA	Absent	Free from visual mold, mildew, and foreign matter
<i>Salmonella</i>	TM25: PCR	10 <sup>0</sup> CFU/25g	NA	Absent	
Total Yeast and Mold*	TM24: Culture Plating	10 <sup>1</sup> CFU/g	1.0x10 <sup>2</sup> - 1.5x10 <sup>4</sup>	None Detected	
Total Aerobic Count*	TM26: Culture Plating	10 <sup>2</sup> CFU/g	1.0x10 <sup>3</sup> - 1.5x10 <sup>5</sup>	None Detected	
Total Coliforms*	TM27: Culture Plating	10 <sup>1</sup> CFU/g	1.0x10 <sup>2</sup> - 1.5x10 <sup>4</sup>	None Detected	

#### Final Approval

  
Brett Hudson  
04Sep2022  
01:02:00 PM MDT

PREPARED BY / DATE

  
Brianne Maillot  
05Sep2022  
11:03:00 AM MDT

APPROVED BY / DATE

### Mycotoxins - Colorado Compliance


Test ID: T000220302  
Methods: TM18 (UHPLC-QQQ)  
LCMS/MS: Mycotoxins

	Dynamic Range (ppb)	Result (ppb)	Notes
Ochratoxin A	1.95 - 127.17	ND	N/A
Aflatoxin B1	0.94 - 30.43	ND	
Aflatoxin B2	0.94 - 30.89	ND	
Aflatoxin G1	1.04 - 31.31	ND	
Aflatoxin G2	1.04 - 31.65	ND	
Total Aflatoxins (B1, B2, G1, and G2)		ND	

#### Final Approval

  
Jacob Miller  
06Sep2022  
03:10:00 PM MDT

PREPARED BY / DATE

  
Sam Smith  
06Sep2022  
03:14:00 PM MDT

APPROVED BY / DATE

**CBD Sports Cream 1000mg**

Batch ID or Lot Number: <b>HSC1000-22234-29</b>	Test, Test ID and Methods: Various	Matrix: Finished Product	Page 2 of 5
Reported: <b>05Sep2022</b>	Started: 01Sep2022	Received: 01Sep2022	

**Residual Solvents -  
Colorado Compliance**

Test ID: T000220301


Methods: TM04 (GC-MS): Residual

Solvents	Dynamic Range (ppm)	Result (ppm)	Notes
Propane	64 - 1289	ND	
Butanes (Isobutane, n-Butane)	138 - 2761	ND	
Methanol	45 - 902	ND	
Pentane	74 - 1481	ND	
Ethanol	73 - 1461	ND	
Acetone	74 - 1481	ND	
Isopropyl Alcohol	76 - 1528	229	
Hexane	5 - 90	ND	
Ethyl Acetate	76 - 1525	ND	
Benzene	0.2 - 3.1	ND	
Heptanes	77 - 1542	ND	
Toluene	13 - 264	ND	
Xylenes (m,p,o-Xylenes)	98 - 1965	ND	

**Final Approval**



Jacob Miller  
07Sep2022  
03:38:00 PM MDT  
PREPARED BY / DATE



Daniel Weidensaul  
07Sep2022  
03:38:00 PM MDT  
APPROVED BY / DATE

## CBD Sports Cream 1000mg

Batch ID or Lot Number: <b>HSC1000-22234-29</b>	Test, Test ID and Methods: Various	Matrix: Finished Product	Page 3 of 5
Reported: <b>05Sep2022</b>	Started: 01Sep2022	Received: 01Sep2022	


## Heavy Metals - Colorado Compliance


Test ID: T000220300

Methods: TM19 (ICP-MS): Heavy

Metals	Dynamic Range (ppm)	Result (ppm)	Notes
Arsenic	0.04 - 4.41	ND	
Cadmium	0.04 - 4.33	ND	
Mercury	0.04 - 4.38	ND	
Lead	0.04 - 3.60	ND	

### Final Approval

  
Sam Smith  
07Sep2022  
02:47:00 PM MDT  
PREPARED BY / DATE

  
Daniel Weidensaul  
07Sep2022  
02:51:00 PM MDT  
APPROVED BY / DATE

**CBD Sports Cream 1000mg**

Batch ID or Lot Number: <b>HSC1000-22234-29</b>	Test, Test ID and Methods: Various	Matrix: Finished Product	Page 4 of 5
Reported: <b>05Sep2022</b>	Started: 01Sep2022	Received: 01Sep2022	


**Pesticides**


Test ID: T000220298

Methods: TM17

(LC-QQ LC MS/MS)	Dynamic Range (ppb)	Result (ppb)		Dynamic Range (ppb)	Result (ppb)	
Abamectin	281 - 2571	ND		Malathion	289 - 2751	ND
Acephate	41 - 2765	ND		Metalaxyl	43 - 2733	ND
Acetamiprid	39 - 2724	ND		Methiocarb	42 - 2789	ND
Azoxystrobin	42 - 2765	ND		Methomyl	38 - 2770	ND
Bifenazate	42 - 2736	ND		MGK 264 1	153 - 1641	ND
Boscalid	40 - 2773	ND		MGK 264 2	120 - 1143	ND
Carbaryl	41 - 2713	ND		Myclobutanil	34 - 2760	ND
Carbofuran	40 - 2721	ND		Naled	46 - 2700	ND
Chlorantraniliprole	41 - 2796	ND		Oxamyl	39 - 2812	ND
Chlorpyrifos	65 - 2708	ND		Paclobutrazol	46 - 2695	ND
Clofentezine	284 - 2738	ND		Permethrin	281 - 2675	ND
Diazinon	284 - 2783	ND		Phosmet	40 - 2730	ND
Dichlorvos	286 - 2804	ND		Prophos	286 - 2783	ND
Dimethoate	42 - 2742	ND		Propoxur	40 - 2710	ND
E-Fenpyroximate	291 - 2699	ND		Pyridaben	290 - 2737	ND
Etofenprox	45 - 2685	ND		Spinosad A	35 - 2247	ND
Etoxazole	297 - 2677	ND		Spinosad D	48 - 510	ND
Fenoxycarb	41 - 2753	ND		Spiromesifen	269 - 2734	ND
Fipronil	44 - 2789	ND		Spirotetramat	279 - 2776	ND
Flonicamid	42 - 2774	ND		Spiroxamine 1	18 - 1184	ND
Fludioxonil	288 - 2766	ND		Spiroxamine 2	22 - 1581	ND
Hexythiazox	41 - 2742	ND		Tebuconazole	282 - 2786	ND
Imazalil	272 - 2827	ND		Thiacloprid	42 - 2742	ND
Imidacloprid	42 - 2764	ND		Thiamethoxam	43 - 2784	ND
Kresoxim-methyl	43 - 2824	ND		Trifloxystrobin	43 - 2762	ND

**Final Approval**

  
 Karen Winternheimer  
 08Sep2022  
 03:00:00 PM MDT  
 PREPARED BY / DATE

  
 Sam Smith  
 08Sep2022  
 03:08:00 PM MDT  
 APPROVED BY / DATE

**CBD Sports Cream 1000mg**

Batch ID or Lot Number: <b>HSC1000-22234-29</b>	Test, Test ID and Methods: Various	Matrix: Finished Product	Page 5 of 5
Reported: <b>05Sep2022</b>	Started: 01Sep2022	Received: 01Sep2022	



<https://results.botanacor.com/api/v1/coas/uuid/9f4a2558-4ba0-433f-89cd-9f1967724ee3>

**Definitions**  
 LOD = Limit of Detection, ULOQ = Upper Limit of Quantitation, LLOQ = Lower Limit of Quantitation, PPB = Parts per Billion, % = % (w/w) = Percent (weight of analyte / weight of product). ND = None Detected (defined by dynamic range of the method). Total Potential Delta 9-THC or CBD is calculated to take into account the loss of a carboxyl group during decarboxylation step, using the following formulas: Total Potential Delta 9-THC = Delta 9-THC + (Delta 9-THCa \*(0.877)) and Total CBD = CBD + (CBDa \*(0.877)). Fail equates to a concentration level of Delta 9-THC, on a dry weight basis, higher than 0.3 percent + or - the measurement uncertainty. Total Potential THC is calculated using the following formulas to take into account the loss of a carboxyl group during decarboxylation step. Total THC = THC + (THCa \*(0.877)). ALOQ = Above Limit Of Quantitation (defined by dynamic range of the method), CFU/g = Colony Forming Units per Gram. Values recorded in scientific notation, a common microbial practice of expressing numbers that are too large to be conveniently written in decimal form. Examples: 10<sup>2</sup> = 100 CFU, 10<sup>3</sup> = 1,000 CFU, 10<sup>4</sup> = 10,000 CFU, 10<sup>5</sup> = 100,000 CFU.

Testing results are based solely upon the sample submitted to SC Laboratories, Inc., in the condition it was received. SC Laboratories, Inc., warrants that all analytical work is conducted professionally in accordance with all applicable standard laboratory practices using validated methods. Data was generated using an unbroken chain of comparison to NIST traceable Reference Standards and Certified Reference Materials. This report may not be reproduced, except in full, without the written approval of SC Laboratories, Inc. ISO/IEC 17025:2017 Accredited by A2LA. Some tests listed on this COA may not be within our scope of A2LA accreditation. Please visit [A2LA for more details](#).



Cert #4329.02  
9f4a25584ba0433f89cd9f1967724ee3.1